


## Let's talk about Brown Bear, Brown Bear, What Do You See?

By Bill Martin Jr.

*Brown Bear, Brown Bear, What Do You See?* is a great book for young children of all ages. Babies and toddlers enjoy the bold colours and animal shapes. Beginning readers quickly pick up on the pattern of the book and are often able to predict what animal comes next after only a short time. The rhythm of the question and answer pattern of this book is shown in the way Simone moves as she signs the story on the DVD. She really looks like she is enjoying the story! It is important to choose books that both you and your child enjoy because they pick up on our body language. It can be difficult to get excited about a story when you've read it over and over again. But with this repetition, your child is gaining a deeper understanding of the book and the reading process in general. One of the key principles for reading with your deaf child offered by the Le Clerc Centre's Shared Reading Project is to **"translate stories using American Sign Language."** From research with deaf parents and their children, it is clear that using ASL to read stories is most engaging for deaf children. The first step is to keep them interested and since they are also aware of our comfort level that may mean only reading a few pages at a time. With repeated readings deaf children will build their understanding of both ASL and English.



## Let's Play Together

### Play "I Spy"


This is a good game to play with your child if you have to wait in the doctor's office or in line at the grocery store.

First you need to find something around you of a certain colour. Then tell your child that you see the colour (whatever colour it is) somewhere.

You could use the following signs:



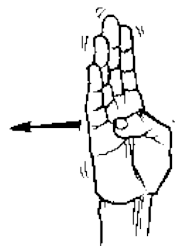
**See**



**Colour**



**Blue**



**Where?**



Your child can point to objects to try to guess what you were thinking of or sign the name of the object. After a while, you can try letting your child spy something and you be the one who guesses what it is.

## Let's Play with Rhymes

In ASL, rhyme is shown by repeating the same handshape. This rhyme repeats the open "C" handshape of the sign for bear to also describe the features of the bear. Try signing this rhyme with your child. This rhyme is called Jolly Bear. It is from the ASL Mother Goose program.

<b>Big ears</b>	
<b>Big cheeks</b>	
<b>Bear</b>	
<b>Jolly Bear</b>	

**Big ears (repeat 2x)**



**Big cheeks (repeat 2x)**



**Bear (repeat 2x)**



**Jolly Bear (repeat 2x)**



## Let's Create




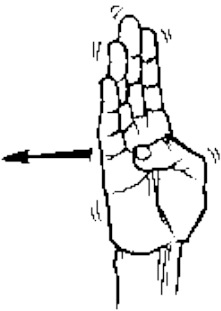


### Matching Game


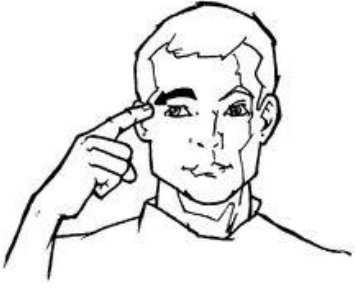

Below are pictures of the animals and colours in the story and their ASL signs.

Print, colour and cut out the pictures. You can glue them to construction paper to make them stronger.



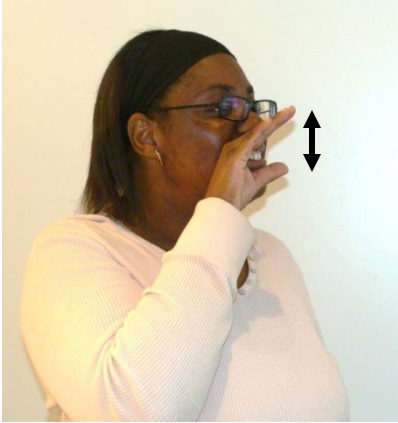



To play: Help your child match the pictures to their signs. There are many ways to play: you could work on matching only the animals or the colours to their signs. You could match the colours to the animals the way they appear in the story. To make it easier, keep the pictures facing up. To challenge your child, turn the cards over and try to pick a match.


### Colours in ASL

<p><b>Brown</b> (move letter "B" down cheek)</p> 	<p><b>Red</b></p> 	<p><b>Yellow</b> (shake letter "Y")</p> 
<p><b>Blue</b> (shake letter "B")</p> 	<p><b>Green</b> (shake letter "G")</p> 	<p><b>Purple</b> (shake letter "P")</p> 


<p><b>White</b></p> 	<p><b>Black</b> (straight finger across forehead)</p> 	<p><b>Gold</b> (touch ear then down into letter "Y")</p> 
---	---	--

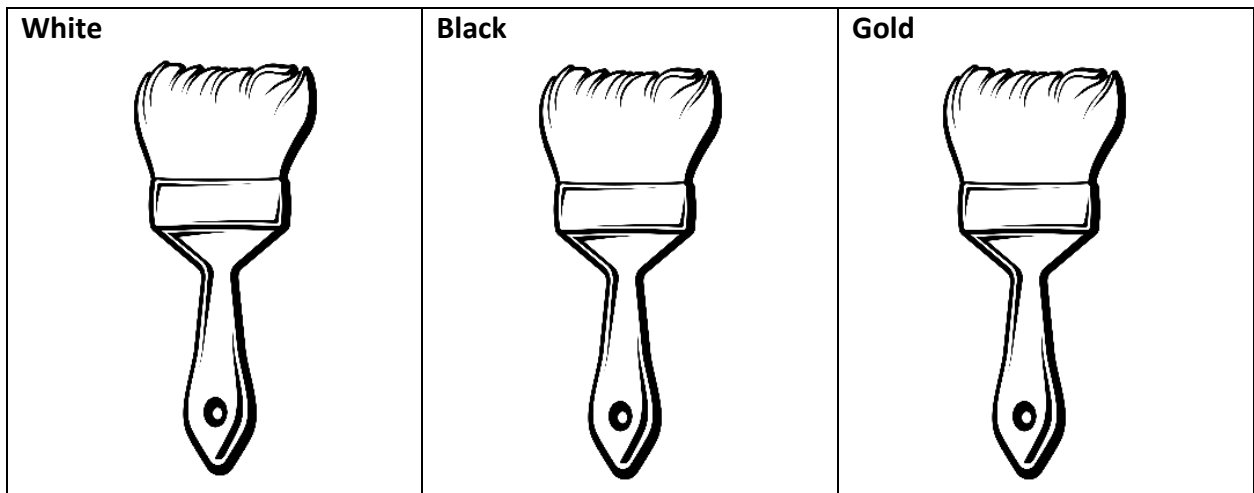
**Animals in ASL**

<p><b>Bear</b></p> 	<p><b>Bird</b></p> 	<p><b>Duck</b></p> 
<p><b>Horse</b></p> 	<p><b>Frog</b></p> 	<p><b>Cat</b></p> 





**Colours**





**Animals**





## Read More About It!

*Brown Bear, Brown Bear, What Do You See?* is a predictable book with a pattern that is easy to pick up on and allow readers to guess what comes next. Predictable books are important for early readers because the pattern makes it easier to remember. Once your child is familiar with the book you can pause occasionally and let your child fill in what comes next. When your child can participate in the reading, she will be enthusiastic to read more.

Here are some other predictable books you may want to try reading with your child:

