

Let's talk about Franklin in the Dark

By Paulette Bourgeois

In this book, Franklin the turtle meets other animals and learns that he isn't the only one who has fears. He also learns what other animals do to cope with their fears. If your child is experiencing a fear of something, it is an ideal time to relate Franklin's experience to their own. Books can be a way of helping



children deal with their own experiences and emotions. One of the principles in the Le Clerc Centre's Shared Reading Project is to **"connect concepts in the story to the real world."** When a reader can make a connection between what is happening in a story and their own prior experience or knowledge they gain a deeper understanding of the story.

Let's Play Together

Try using the signs on the next page to sign this popular song with your child. You could also try using some of the other emotions signs to make up different verses. For example, "If you're angry and you know it, Stamp your feet."

English

If you're happy and you know it,
Clap your hands.
If you're happy and you know it,
Clap your hands.
If you're happy and you know it,
Then your face will surely show it.
If you're happy and you know it,
Clap your hands.

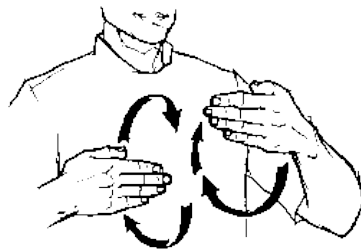
ASL

You happy know-know
Clap Clap.
You happy know-know
Clap Clap.
You happy know-know
Face expression. (*big smile*)
You happy know-know
Clap Clap.

You



Happy



Know
(tap forehead)



Clap

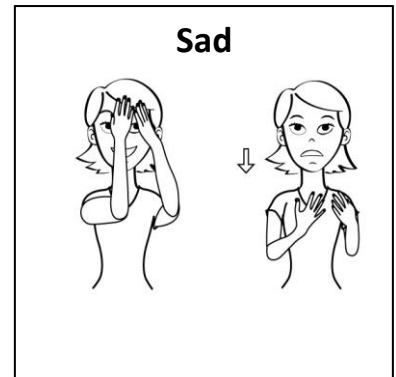






Let's Create

How Are You Feeling?

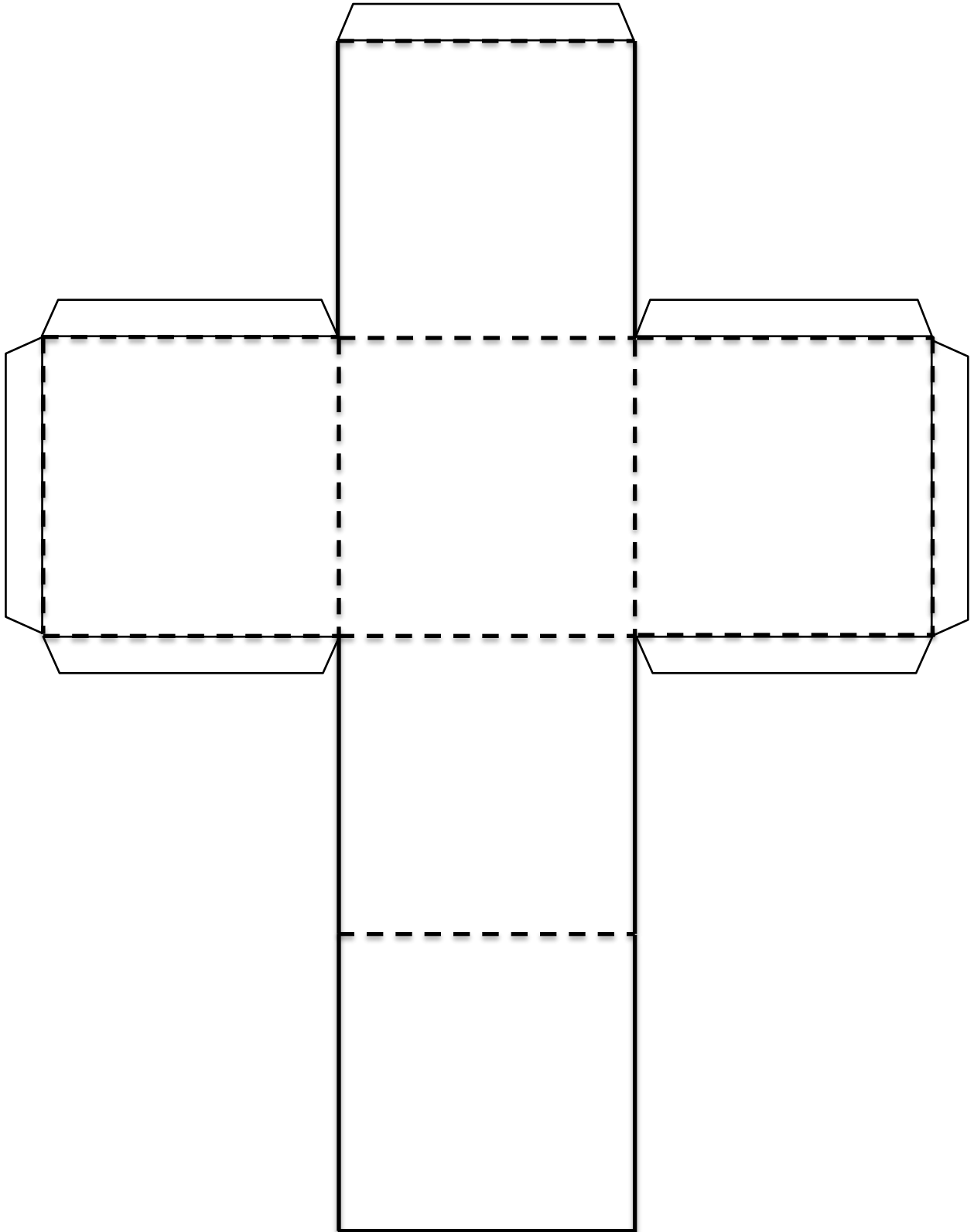
Below you have signs for different emotions and the template for a cube.

Cut out the cube and trace it on an empty cereal box. Fold the cube and tape it together. Cut out the emotion signs below and glue them onto the cube. Now you can have your child roll the cube and sign the emotion it lands on.



Cube Pattern

Cut on solid lines – Fold on dashed lines



You can use the emotions cube to help your child communicate how she is feeling. It helps children to start learning to label their feelings from an early age. To ask your child how she feels, use the following signs. She can show you on the emotions cube and sign it.


How



Feel




You?






For older children, if your child rolls the cube and it lands on happy, for example, encourage them to sign why they are happy?

Why?



Read More About It!



Franklin in the Dark is the first in a series of books about Franklin the turtle by Paulette Bourgeois. Other books in this series you might enjoy are:



Let's Be Together

Flashlight Fun

Franklin's mother used a flashlight to show him there was nothing to be afraid of inside his shell. It may help your child to shine a little light on the things they find scary in their room at night as well. Flashlights can be fun for young children to be in control of turning the light on and off all by themselves. You can also use the flashlight to play some games with your child.



Guessing Game: Draw a shape, letter or number on the wall or ceiling using a flashlight. Can your child guess what you drew? Now let them draw something and you guess what it is.

Play tag: Move the light around the room, on the wall or furniture and have your child try to touch where it stops. Shine it on the floor and have her jump on it.