

Let's talk about I Love My Hair!

By Natasha Anastasia Tarpley

This is a story about a little girl learning one way that she is special. Her mother is combing her hair, and it hurts so much that Keyana cries. Her mom tells her that she is lucky to have this kind of hair because she can style it in so many ways. By the end of the story, Keyana comes to realize this herself and thinks of some of the ways she likes to wear her hair. It is important for a child's self-esteem to know they are special.



Can you remember a time you were combing your child's hair when it was especially tangled? Did it turn out the way it did for Keyana and her mother? One of the principles for reading with your deaf child offered by the Le Clerc Centre's Shared Reading Project is to **“connect concepts in the story to the real world”**. Any time that you can connect the story to your real lives, it will make the story more meaningful for your child.

Let's Play Together

Here is an English song that repeats the 1-handshake when translated into ASL. Below are the signs to help you sign this rhyme with your child:

English

I am Special (tune *Frère Jacques*)

I am special,
I am special,
Look at me,
You will see,
Someone very special,
Someone very special,
It is me,
It is me.

ASL

I am Special

I special,
I special,
Look me (sign “look” toward self)
You see,
Someone special,
Someone special,
Me,
Me.

Special



Someone



I/Me (point to self)



You (point away from self)



Look/See






Let's Create

What Makes You Special?

Trace your hand on coloured paper and cut it out. Then fold down and glue the two middle fingers to the palm to make the "I Love You" sign. Print and cut out the heart shape below and complete the sentence "I love....because..." You can make more than one if you want. Once you are finished glue them to the palm of the hand to remember what is special about you.

You could even make one of these for someone else to tell them what is special about them.





Same as

Let's Learn About Language

In English, to compare one thing to another using the words 'like' or 'as' is called a "simile". In ASL you use the sign for "same as". You will notice Simone uses this sign a lot in this DVD because Keyana's hair is compared to many things: thick like a forest, soft as cotton candy, etc.

Let's Be Together

Describing Things

This story is rich with descriptive language as Keyana's hair is compared to many different things. Here is an activity to practice describing the sizes of things in ASL. On the next pages you have pictures of things and a sign to describe one of them. Which one of the items is the signer describing? How would you sign the other object?

Facial Expression when Describing Sizes

When describing the size of some objects, you indicate how big or small something is with your facial expressions and mouth movements.

"CHA" is used to show something is very large

"MM" (lips closed) is used to show something is average

"OO" (eyes closed slightly) is used to show something is very small

Which object is the signer describing? How would you sign the other one?

