


Let's talk about The New Baby Calf

By Edith N. Chase and Barbara Reid



Buttercup the cow had a new baby calf. She licks him, feeds him, and encourages him until he learns to walk and run and play. This is a gentle story of a mother's love. One of the principles for reading with your deaf child offered by the Le Clerc Centre's Shared Reading Project is to **“engage in role-play to extend concepts.”** Go through the book a second time acting out the story. Follow the pictures and take turns with your child. Don't worry about the signing. Imagine that you are the new baby calf taking his first steps. The new baby calf is wobbly, but, with a little encouragement from his mother, soon learns to run and jump.

Let's Create

The New Baby Calf was Barbara Reid's first book in her plasticine style. She has become known for this style of illustration. You can try to re-create the images in the story with your own home made play dough.

Play dough

You will need:

1 cup of flour

1 cup of water

½ cup of salt

2 tbsp. of oil

2 tsp. of cream of tartar





Food colouring

Pick a page in the story and choose your food colouring based on the images you want to re-create. You can use different flavours of Kool-Aid as food colouring.

Mix all of the ingredients in a saucepan. Stir over medium heat until all of the ingredients come together (about 3 minutes). Knead until smooth. Store your play dough in a covered container in the refrigerator.

Read More About It!

Here are some other books by Barbara Reid:



Let's Be Together

The ASL sign for 'cow' uses the 'Y' hand shape. How many other signs using the 'Y' handshape can you think of?

In ASL, signs with similar handshapes rhyme. You can make up silly rhymes in ASL using signs with the 'Y' handshape.



Have some fun and play with the language. How many silly ASL rhymes can you come up with?

PHONE



SAME (as me, as you)



STAY



COW



NOW





MISTAKE



NEW YORK



YELLOW



PLAY






STILL



Let's Play With Numbers

Go through the book page by page. Count the number of each animal; 2 cows, 5 ducks, 4 pigs, 1 dog....and so on.

Practice signing the animal names and the numbers.





Let's Play Together

Farm Animal Match-up

In this tip sheet you have sheets of animal cards. Copy, colour and cut out the animals. See if your child can match the mommy animal with the baby animal.

You can play this 2 ways: For older children turn all of the animal cards face down. Turn over 2 cards at a time. If the cards match (baby and mommy) you keep them. If they don't, turn them back over and try again.

For younger children lay out the animal cards face up. Ask your child to put the babies with their mommies.

Animals for Farm Animal Match-up

